

Airmux-5000

High Capacity Point-to-Multipoint Wireless System



Carrier-class broadband
point-to-multipoint
radio solution for
Ethernet traffic

- Carrier-class cost-effective broadband wireless radio system with Layer-2 Ethernet capabilities
- Up to 200 Mbps point-to-multipoint solution for enterprise, residential, private and video surveillance networks that demand assured performance with guaranteed bandwidth for Ethernet services
- Multiband operation over 3.3 to 3.8 GHz* and 4.8 to 6 GHz frequencies
- Guaranteed SLA and capacity per Subscriber Unit
- High reliability and availability based on robust air interface protocol

AIRMUX
ACCESS+

Airmux-5000 is a carrier-class, cost-effective point-to-multipoint broadband wireless system. It includes Base Stations (BS) and Subscriber Units (SU) for transmitting over an extensive range of frequency bands: 3.3 to 3.8 GHz* and 4.8 to 6 GHz bands.

The system is suitable for deployment in FCC, IC and ETSI-regulated countries.

Ensuring the highest spectrum efficiency available in the market, Airmux-5000 delivers greater throughput over smaller channel bandwidth.

* Available starting from version 3.2.

Airmux-5000

High Capacity Point-to-Multipoint Wireless System

High spectrum efficiency results in additional network revenue, reduced spectrum license fees and increased flexibility in frequency planning.

Airmux-5000 is the ideal wireless system for business access users demanding high-capacity throughput and Ethernet SLA assurance.

The Airmux product line is part of RAD's Access+ portfolio for Multiservice Access Platform and First Mile solutions. The portfolio combines extensive support for legacy services with future-proof Ethernet capabilities to address the challenges faced by utilities, transportation networks, carriers, and mobile operators in migrating to next-generation networks and services with flexibility, efficiency and carrier-class reliability.

MARKET SEGMENTS AND TYPICAL APPLICATIONS

The most common wireless applications are described below:

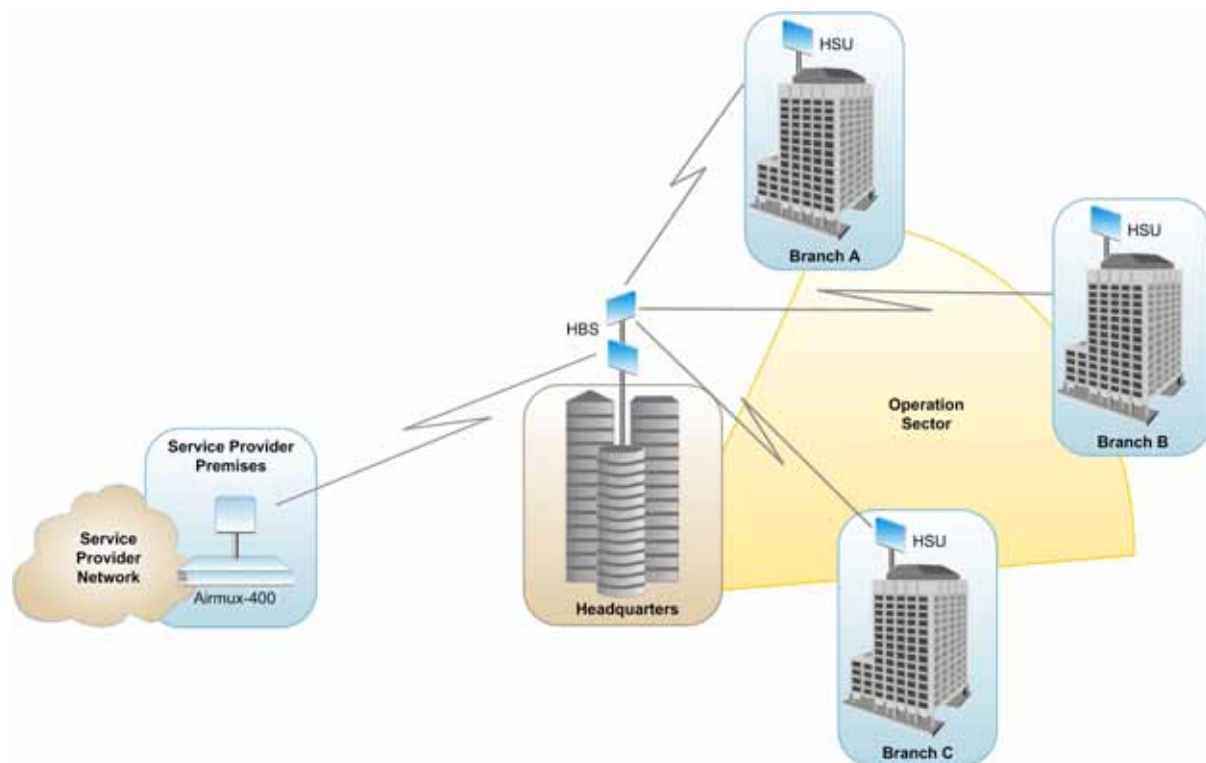


Figure 1. High Capacity Corporate Access

Service Providers and ISPs

Providing IP backhaul of 4G/broadband services in point-to-multipoint topologies, Airmux-5000 offers broadband access for remote, rural and underserved communities:

- nLOS (no line of sight) in urban environment
- Long haul in rural setting.

Large corporate clients can build their networks to eliminate the recurring fee of incumbent leased line services, while maintaining a secured dedicated capacity per site.

Private Networks

Airmux-5000 can be used in high-capacity interbranch connectivity applications for university campuses, health care organizations, government institutions, large enterprises and public establishments with high traffic requirements.

Security and Surveillance

Aggregation and backhaul of traffic from multiple collocated megapixel video cameras, make Airmux-5000 suitable for homeland security applications, municipal 'safe city' projects, and border control installations.

PHYSICAL CONFIGURATIONS

Airmux multiplexers consist of a mast- or wall-mountable High-Capacity Base Station (HBS) operating at multiple frequencies of 5.x GHz, and PoE devices. Each HBS supports up to 16 remote High-Capacity Subscriber Units (HSUs) with aggregated throughputs of 10, 20 and 50 Mbps.

SUPERIOR SPECTRAL EFFICIENCY

Built on advanced MIMO and OFDM technologies, the Airmux-5000 system provides a high-capacity link at channel bandwidth of 10*, 20, or 40* MHz. This guarantees a robust air interface able to withstand strong RF interference and harsh ambient conditions.

SECURITY

Data transmitted over the air interface is encrypted using Advanced Encryption System (AES) with a 128-bit encryption key.

AIR LINK QUALITY OF SERVICE

When the link quality is low, Airmux-5000 automatically searches for a clear channel within a pre-selected list of frequencies.

SHORT TIME-TO-SERVICE

Because Airmux-5000 operates at license-exempt frequencies, it can be deployed in record time, eliminating the costs and delays involved in leasing lines or trenching fiber.

SITE SYNCHRONIZATION

Hub Site Synchronization (HSS) enables collocating multiple radios by reducing the interference that normally occurs when several radios transmit and receive in close proximity to one another. HSS provides a complex radio environment of mixed services and channel bandwidth frequencies. The collocation feature requires ordering the HSS unit, as well as its synchronization cables.

* Available starting from version 3.2.

Note: Like any other RF deployment, the wireless operation is highly dependent on factors such as available frequencies, the physical space between radios, other interfering radios.

HSS does not eliminate the need for careful RF planning to ensure the design will work as required.

For long distance coverage, synchronization can be obtained using a GPS Synchronization Unit (GSU). The GSU reduces the interference between the collocated radios, by providing a GPS signal simultaneously to ODU's at all locations.

DIVERSITY*

Airmux-5000 uses of dual bipolar antennas to transmit the same data through both radio links. This ensures data transmission integrity under harsh conditions.

MANAGEMENT

A single SNMP-based network management application (Airmux Manager) is used to control the Airmux-5000 system.

RADview-EMS, RAD's SNMP-based management software provides access to the Airmux Manager via its topology map.

The Airmux Manager Spectrum View utility* is an RF survey tool enabling link installation prior to full link service activation. It provides comprehensive and clear spectral measurement information for easier installations.

** Available starting from version 3.15.

Airmux-5000

High Capacity Point-to-Multipoint Wireless System

Specifications

RADIO

Net Aggregate Capacity

HBS: 100 Mbps (20 MHz),
200 Mbps (40 MHz)*

HSU: 10, 20, 50 Mbps

Note: For a full list of supported bands and frequency ranges see Table 1.

Subscriber Units Supported

Up to 16

Range

Up to 40 km (25 miles)

Channel Bandwidth

10*, 20, 40* MHz

Duplex Technique

TDD

Modulation

2x2 MIMO-OFDM,

Error Correction

FEC, k = 1/2, 2/3, 3/4, 5/6,

Encryption

AES 128

Max Tx Power

25 dBm

ETHERNET INTERFACE

Type

HBS: 10/100/1000BaseT (via indoor PoE device)

HSU: 10/100BaseT

Framing/Coding

IEEE 802.3u

Bridging

Up to 4000 MAC addresses self-learning

Latency

4 to 10 msec (typical under full sector load)

Line Impedance

100Ω

QoS*

4-queue traffic prioritization

VLAN Support

802.1p & Q, QinQ, layer-2 VPN**

* Available starting from version 3.2.

** Available starting from version 3.15.

MANAGEMENT

Protocol

SNMP, Telnet

Interface

10/100BaseT

Connector

RJ-45

Upgrade Capabilities

Local and over-the-air software download

GENERAL

PoE Cable Connection

Outdoor Cat.5e cable

Max. length: 100m (328 ft) for 100BaseT
75m (246 ft) for 1000BaseT

Grounding and Lightning Protection

Individual grounding for each HBS and HSU

Power

PoE via external device: 100–240 VAC

Power Consumption

HBS: 20W max

HSU: 25W max

Indicators

ODU (green/red): ODU status

AIR I/F (green/orange/red): Air link status

HSS (green/orange/red): HSS status

STBY (green/orange/red): MHS status

LINK (yellow): Ethernet link status

ACT (green): Ethernet activity status

Environment

Enclosure: IP67 all-weather case

Temperature: -35° to 60°C (-31° to 140°F)

Humidity: 100%, condensing

Physical

HBS/HSU (with external/small form-factor antenna):

Height: 270 mm (10.6 in)

Width: 195 mm (7.6 in)

Depth: 80 mm (3.1 in)

Weight 1.8 kg (3.6 lb)

HSU (with integrated antenna):




Height: 371 mm (14.6 in)

Width: 371 mm (14.6 in)

Depth: 110 mm (4.3 in)

Weight 3.5 kg (7 lb)

Table 1. Airmux Family Product Comparison

	Module	Topology	Bandwidth (Mbps)	Services	HSS
 Airmux-200 (Ver. 1.9.3)	Airmux-200	Point-to-point, multiple point-to-point	18	2 Ethernet + 1, 2, 4 E1/T1	✓
	Airmux-200L/LC	Point-to-point, multiple point-to-point	2	1 Ethernet	✓
	Airmux-200VS	Point-to-point, multiple point-to-point	5/2	1 Ethernet	✓
 Airmux-400 (Ver. 2.5)	Airmux-400/10	Point-to-point, multiple point-to-point	10 Ethernet max + TDM	Up to 3 Ethernet + up to 16 E1/T1	✓
	Airmux-400/50	Point-to-point, multiple point-to-point	50 total (Ethernet + TDM)	Up to 3 Ethernet + up to 16 E1/T1	✓
	Airmux-400/100	Point-to-point multiple point-to-point	100 total (Ethernet + TDM)	Up to 3 Ethernet + up to 16 E1/T1	✓
 Airmux-5000 (Ver. 3.1)	Airmux-5000	Point-to-multipoint	200	1 Ethernet port via PoE	✓

Airmux-5000

High Capacity Point-to-Multipoint Wireless System

Table 2. Supported Bands and Frequency Ranges

Band	Frequency Range [Ghz]	Regulation
FCC, MII		
5.8 GHz FCC/IC	5.725–5.850	FCC 47CFR, Part 15, Subpart C and IC RSS-210
5.8 GHz MII	5.730–5.845	MI I for 5.8 GHz
5.4 GHz FCC	5.480–5.715	FCC 47CFR, Part 15, Subpart E
5.4 GHz IC	5.480–5.715	IC RSS-210
5.3 GHz FCC/IC	5.260–5.340	FCC 47CFR, Part 15, Subpart E and IC RSS-210
4.9 GHz FCC/IC	4.940–4.990	FCC 47CFR, Part 90, Subpart Y and IC RSS-111
3.65 GHz FCC	3.650–3.675	FCC 47CFR, Part 90- Restricted mode
3.5 GHz IC	3.450–3.650	ICC RSS 192, issue-3
ETSI		
5.8 GHz ETSI	5.735–5.865	ETSI EN 302 502
5.4 GHz ETSI	5.480–5.715	ETSI EN 301 893
5.3 GHz ETSI	5.160–5.340	ETSI EN 301 893
3.4-3.7 GHz ETSI	3.403–3.710	EN 302 326-2 v1.2.2
WPC		
5.8 GHz WPC India	5.825–5.875	WPC GSR-38
UNIVERSAL		
4.8-6.0 GHz	4.800–6.060	Universal
3.3-3.8 GHz	3.300–3.800	Universal

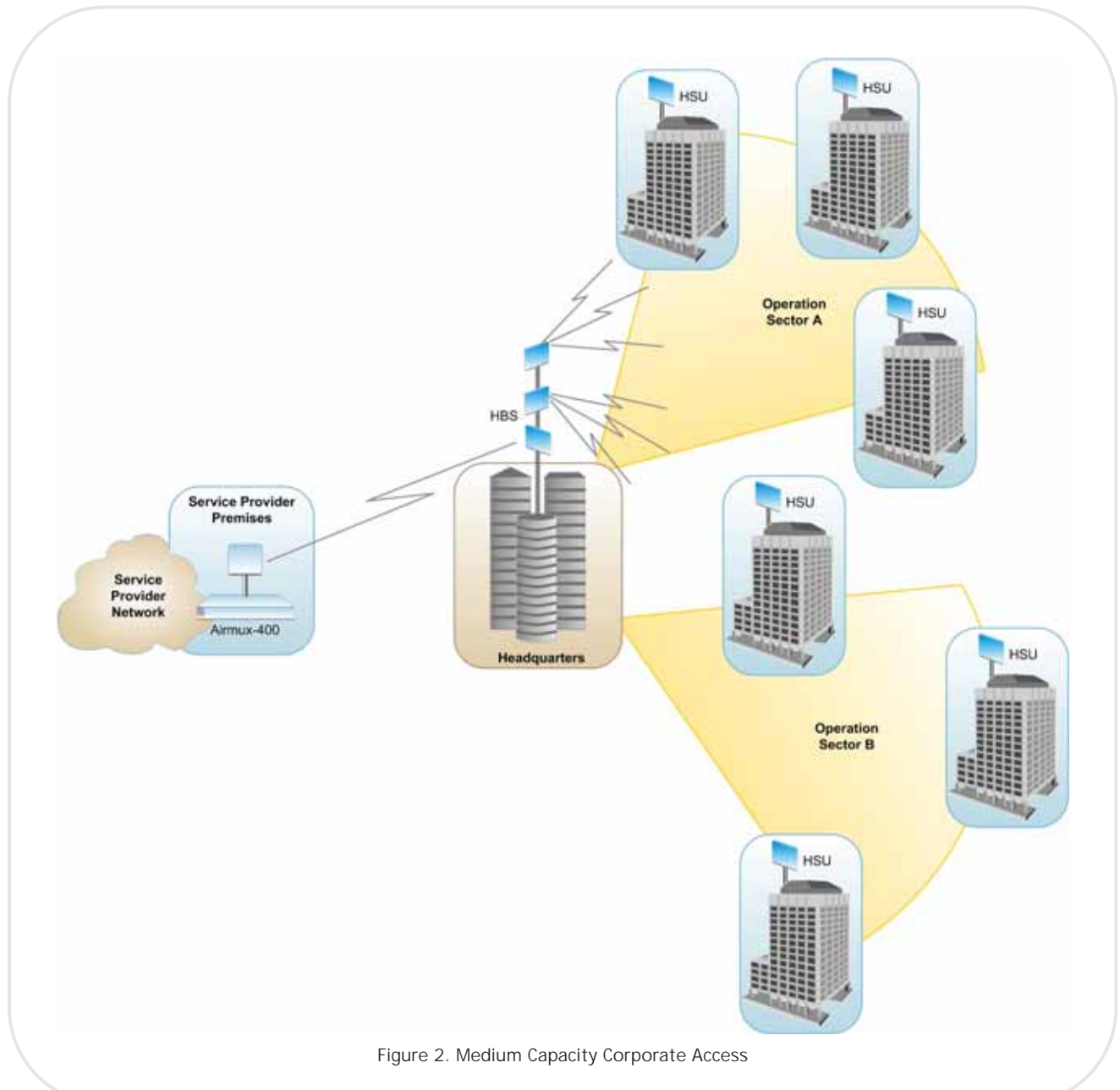


Figure 2. Medium Capacity Corporate Access

Airmux-5000

High Capacity Point-to-Multipoint Wireless System

Ordering

STANDARD CONFIGURATIONS

Airmux 200M- Base Station

Airmux-5000/BS/F58F/200M/EXT
Airmux-5000/BS/F54E/200M/EXT

Airmux 50M- Subscriber Unit

Airmux-5000/SU/F58F/50M/EXT
Airmux-5000/SU/F58F/50M/INT

Airmux 20M- Subscriber Unit

Airmux-5000/SU/F58F/20M/EMB
Airmux-5000/SU/F58F/20M/INT

Airmux 10M- Subscriber Unit

Airmux-5000/SU/F58F/10M/EMB
Airmux-5000/SU/F54E/10M/EMB

Airmux-5000/BS/#/200M/EXT

Base station (BS), connectorized for external antenna

Legend

#	Frequency band and regulation:
F58F	5.x GHz, FCC/IC
F54E	5.x GHz, ETSI
F54U	5.x GHz, universal

Airmux-5000/SU/#/%/&

Subscriber unit (SU)

Legend

#	Frequency band and regulation:
F58F	5.x GHz, FCC/IC
F54E	5.x GHz, ETSI
F54U	5.x GHz, universal
%	Aggregate throughput:
10M	10 Mbps
20M	20 Mbps
50M	50 Mbps

& Antenna:

EMB	Embedded integrated antenna, connectorized for external antenna
INT	Integrated antenna
EXT	Connectorized for external antenna

The following restrictions apply when ordering SUs:

- Connectorized SUs without integrated antenna (**EXT** option) have 50-Mbps throughput only.
- SUs with 10-Mbps throughput can be ordered with embedded antenna only (**EMB** option).
- F54U SUs with 20- and 50-Mbps throughputs can be ordered with integrated antenna only (**INT** option).

OPTIONAL ACCESSORIES

External Antennas

BS and SU devices are available with external antennas for increased range and throughput

Airmux-5000/BS-ANT/\$

External antennas for BS

Legend

\$	External antenna:
14/4959/fp	14 dBi, 4.90–5.950 GHz bands, 90°
15/4959/fp	15 dBi, 4.90–5.950 GHz bands, 60°

Note: fp stands for a flat panel antenna.

Airmux-400-ANT/\$

External antennas for SU

Legend

\$	External antenna:
23/4958/fp	23 dBi, 4.90–5.80 GHz, 4.9, 5.3, 5.4 GHz bands
32/4958/dish	23 dBi, 4.90–5.80 GHz, 4.9, 5.3, 5.4 GHz bands
28/5260/dish	28 dBi, 4.90–6.06 GHz, 5.3, 5.4, 5.8, 5.9, 6.0 GHz bands

Note: fp stands for a flat panel antenna, and dish – a dish antenna.

Power-over-Ethernet (PoE) Devices

BS and SU devices receive power and Ethernet traffic via PoE units

Airmux-PoE/a

PoE device 10/100BaseT interface for BS and SU

Airmux-PoE/GbE/a

PoE device 100/1000BaseT interface for BS

a Power cable with matching plug:

ACEU	Europe
ACUS	US
ACUK	UK
ACIDA	India
ACAU	Australia/China
ACOC	Open-ended connector
ACAR	Argentina
ACSA	South Africa

Airmux-400/POE/DC

PoE device with wide range DC power supply (-20 to -60 VDC) for SU and BS

International Headquarters

24 Raoul Wallenberg Street
Tel Aviv 69719, Israel
Tel. 972-3-6458181
Fax 972-3-6498250, 6474436
E-mail market@rad.com

North America Headquarters

900 Corporate Drive
Mahwah, NJ 07430, USA
Tel. 201-5291100
Toll free 1-800-4447234
Fax 201-5295777
E-mail market@rad.com

Order From: Cutter Networks
www.rad.com

Ph: 727-398-5252 / Fax: 727-397-9610

Order this publication by Catalog No. 803969



data communications

www.bestdatasource.com
The Access Company